

Star L- wrench Set












knife type



Standard arm








Extra long arm

KT NO.	PC.	Spec	Contents		
20307PR	7	Standard arm  1143R	T10, T15, T20, T25, T27, T30, T40	0.13	15 / 120
20407PR	7	Standard arm / Tamper resistant  1147R	T10H, T15H, T20H, T25H, T27H, T30H, T40H	0.13	15 / 120
20308PR	8	knife type 	T9, T10, T15, T20, T25, T27, T30, T40	0.20	12 / 72
20318PR	8		T9H, T10H, T15H, T20H, T25H, T27H, T30H, T40H	0.20	12 / 72
20309PR	9	Standard arm  1143MR	T10, T15, T20, T25, T27, T30, T40, T45, T50	0.30	6 / 48
20319PR	9	Extra long arm  1123R	T10, T15, T20, T25, T27, T30, T40, T45, T50	0.45	8 / 48
20409PR	9	Standard arm / Tamper resistant  1147R	T10H, T15H, T20H, T25H, T27H, T30H, T40H, T45H, T50H	0.34	6 / 48
20419PR	9	Extra long arm / Tamper resistant  1127R	T10H, T15H, T20H, T25H, T27H, T30H, T40H, T45H, T50H	0.47	8 / 48

Bicycle Repair Tool

20A16MR








- 16-in-1 bicycle repair tool set

Contents	 300	 10 / 60
 H2, H2.5, H3, H4, H5, H6		
 8, 9, 10 mm		
 PH2		
 5.0		
Spoke Wrench: 14GE		
Extension bar 1/4" DR		
Wrench : 8 / 10 / 15 mm		



20A17MR

- 20-in-1 bicycle repair tool set

Contents	 305	 10 / 60
 H2, H2.5, H3, H4, H5, H6		
 9, 10, 12, 13, 15		
 PH2		
 5.0		
 Socket : 8mm		
Spoke Wrench: 14GE / 15GE / 0.136"		
Chain Wrench x 1		
Tire Lever x 2		

